
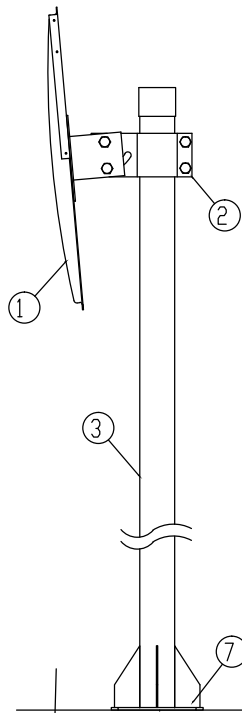


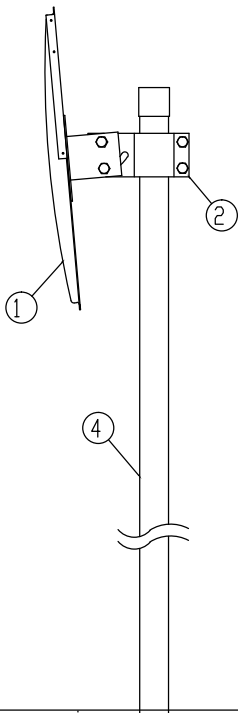
No	제품 코드	특이 사항	비고
1	-	-	-



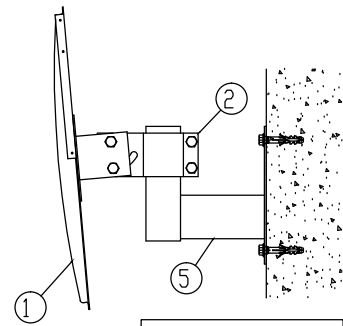
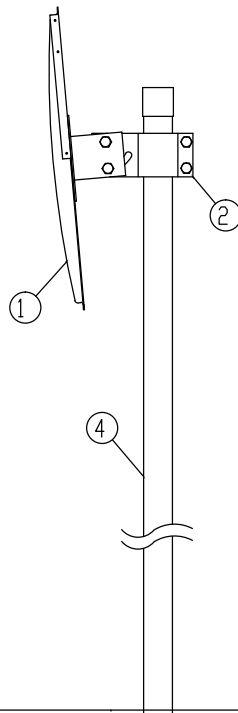
양카식설치도



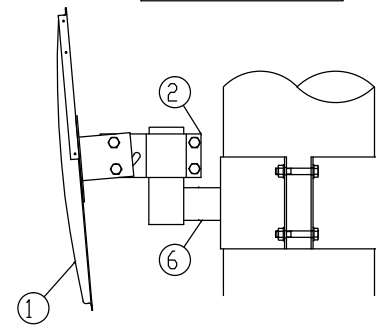
매립식설치도



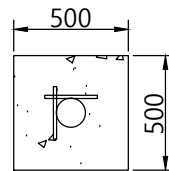
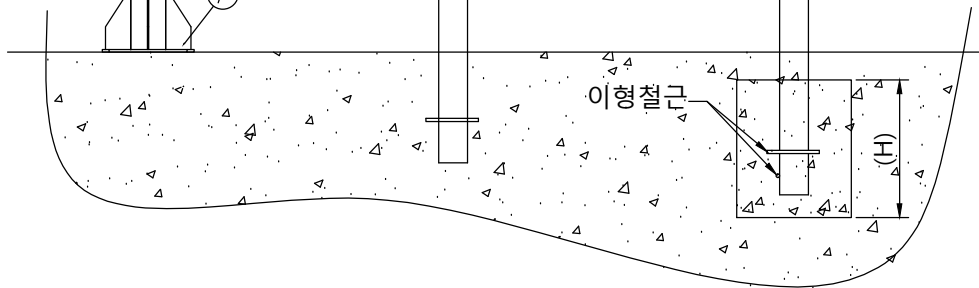
콘크리트 매립식설치도



벽부식설치도




전주식설치도

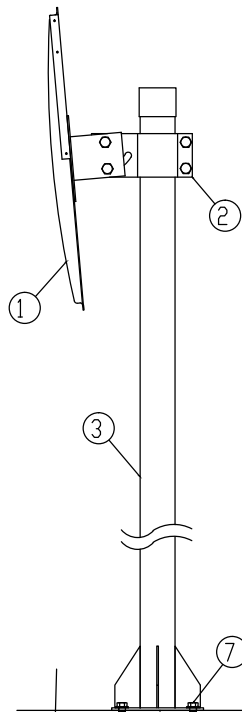


8	콘크리트 기초	1	비표장 : 500(L)x500(W)x600(H) 표장 : 500(L)x500(W)x500(H)	콘크리트	강도 180kg/cm <sup>2</sup> 이상
7	스크류볼트	4	M12x80 or 120	SS400	
6	지주4(전주식)	1	-	SS400	
5	지주3(벽부식)	1	-	SS400	
4	지주2(매립식)	1	2 1/2" pipe(φ76.3)	SS400	
3	지주1(양카식)	1	2 1/2" pipe(φ76.3)	SS400	
2	반사경연결브라켓	1	-	SS400	
1	반사경	1	φ600	SUS	
NO	DISCRIPTION	Q'TY	SIZE	MATERIAL	REMARK
Tolerance	DATE	2012.05.04	MATERIAL	리스트참조	Scale
	DESIGN	Nam.k.w	TITLE	도로반사경(SUS)	N/S
	CHECK	-		600	Sheet
	APP'D	-	DWG NO.	도면 번호	Quantity
			신도산업(주)		

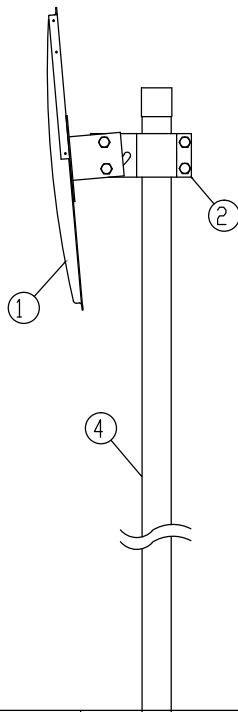
No	제품 코드	특이 사항	비고
1	-	-	-



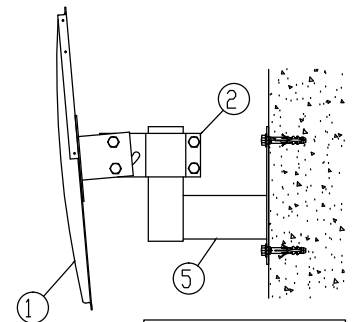
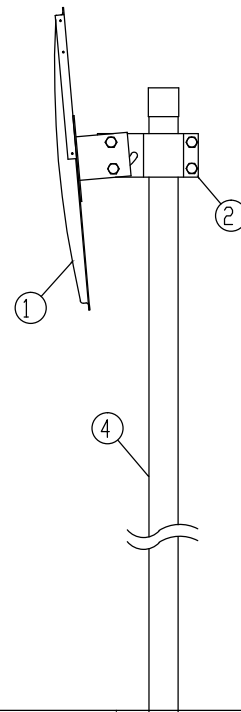
양카식설치도



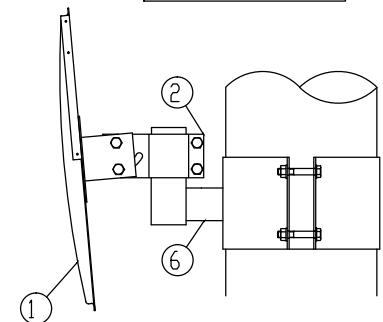
매립식설치도



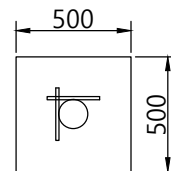
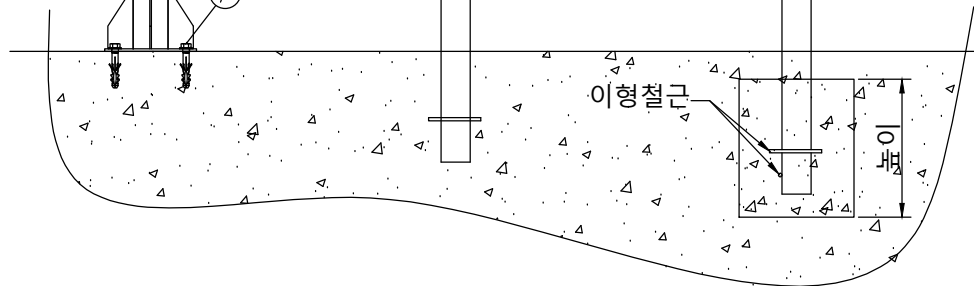
콘크리트 매립식설치도



벽부식설치도




전주식설치도

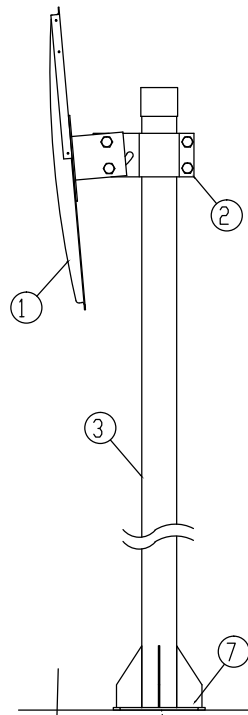


8	콘크리트 기초	1	비표장 : 500(L)x500(W)x600(H) 표장 : 500(L)x500(W)x500(H)	콘크리트	강도 180kg/cm <sup>2</sup> 이상
7	스크류볼트	4	M12x80 or 120	SS400	
6	지주4(전주식)	1	-	SS400	
5	지주3(벽부식)	1	-	SS400	
4	지주2(매립식)	1	2 1/2" pipe(φ76.3)	SS400	
3	지주1(양카식)	1	2 1/2" pipe(φ76.3)	SS400	
2	반사경연결브라켓	1	-	SS400	
1	반사경	1	φ800	SUS	
NO	DISCRIPTION	Q'TY	SIZE	MATERIAL	REMARK
Tolerance	DATE	2012.05.04	MATERIAL	리스트참조	Scale
	DESIGN	Nam.k.w	TITLE	도로반사경(SUS)	N/S
	CHECK	-		800	Sheet
	APP'D	-	DWG NO.	도면 번호	Quantity
			신도산업(주)		

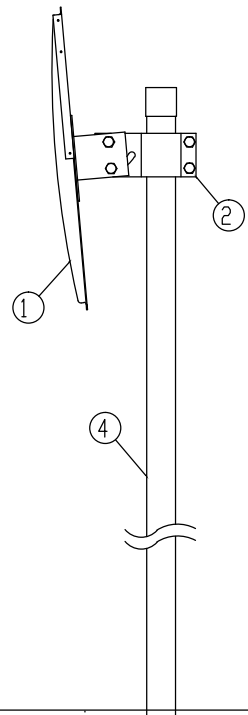
No	제품 코드	특이 사항	비고
1	-	-	-



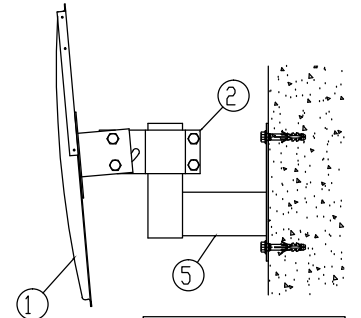
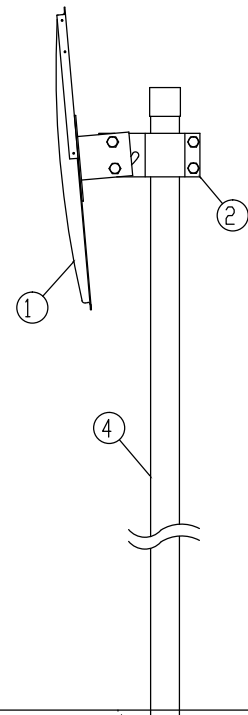
양카식설치도



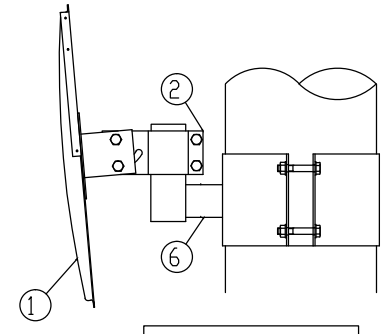
매립식설치도



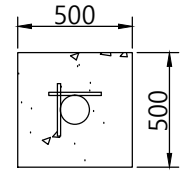
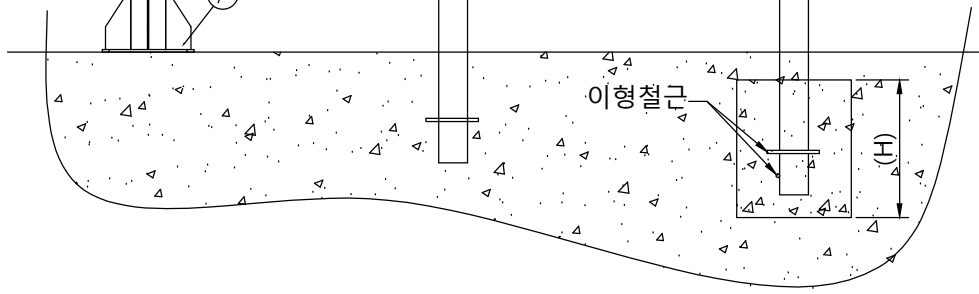
콘크리트 매립식설치도



벽부식설치도



전주식설치도



8	콘크리트 기초	1	비표장 : 500(L)x500(W)x600(H) 표장 : 500(L)x500(W)x500(H)	콘크리트	강도 180kg/cm <sup>2</sup> 이상
7	스크류볼트	4	M12x80 or 120	SS400	
6	지주4(전주식)	1	-	SS400	
5	지주3(벽부식)	1	-	SS400	
4	지주2(매립식)	1	2 1/2" pipe(φ76.3)	SS400	
3	지주1(양카식)	1	2 1/2" pipe(φ76.3)	SS400	
2	반사경연결브라켓	1	-	SS400	
1	반사경	1	φ1000	SUS	
NO	DISCRIPTION	Q'TY	SIZE	MATERIAL	REMARK
Tolerance	DATE	2012.05.04	MATERIAL	리스트참조	Scale
	DESIGN	Nam.k.w	TITLE	도로반사경(SUS)	N/S
	CHECK	-		1000	Sheet
	APP'D	-	DWG NO.	도면 번호	Quantity
			신도산업(주)		